4 TIGHTNESS TEST ACCORDING TO UNI 11137

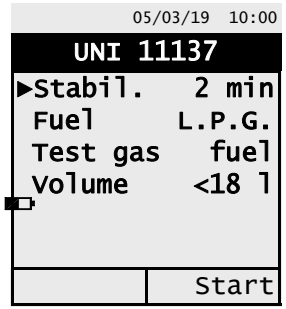

Data to be set:

Stabil.: Setting the stabilization phase in minutes.

Fuel: It is necessary to specify the combustible gas used in the piping system itself : Methane or L.P.G.

Test gas: It is necessary to specify the kind of gas used for the test: Combustible or air. Please note that the test gas does not necessarily coincide with the gas in the piping system and it can be a non-flammable gas.

Volume: <18 liters or manual.

Start

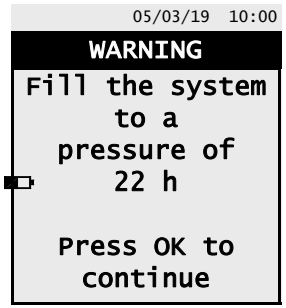

OK

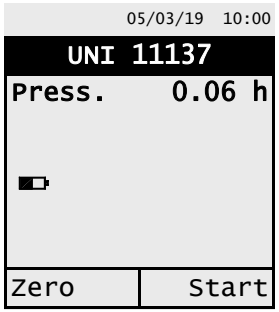

Zero

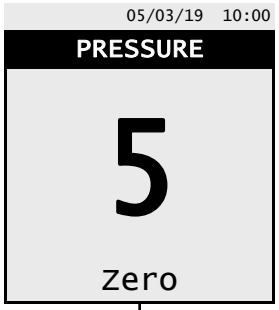

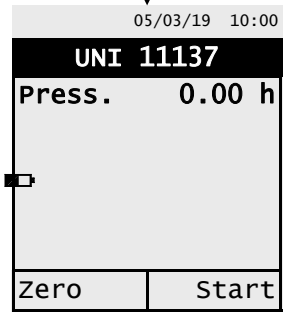

Start

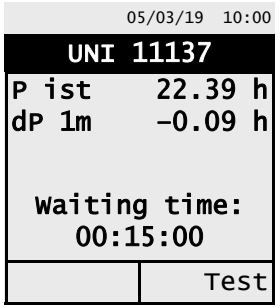

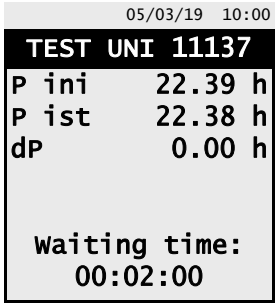

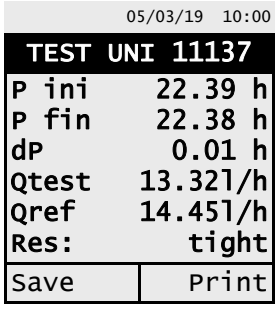

Tightness test result:

compliant
compl. 30g
non compl.
operator

QUICK GUIDE GAS T ONE

CE



FEATURES:

- Gas pipes tightness test according to standards UNI 7129 (2015) and UNI 11137 (2012)
- Pressure and temperature measure
- Generation and display of a QR Code for downloading the data of the analyses
- Possibility to print on ticket the analyses and the performed measures with a Bluetooth® printer

The magnets in the back of the instrument can damage credit cards, hard drives, mechanical watches, pacemakers, defibrillators and other devices proven sensitive to magnetic fields.
It is recommended to keep the instrument at a distance of at least 10" away from any of these devices.

KEYBOARD FUNCTIONS

KEYS	FUNCTION
∧ ∧	Activate the context keys shown on the display.
≡	Turns on and off the instrument. - If pressed briefly, accesses the instrument menu. - If pressed for at least 2 seconds, turns off the instrument.
ESC	Exits the current screen.
OK	Confirm settings or enters the setting mode of the selected parameter.
∧ < > ∨	Select and/or Modify.

CONTEXT KEYS

CONTEXT KEY	FUNCTION
Save	Saves the data in the instrument memory.
Print	Display the printing options screen and consequently execute it.
Delete	On the "MEMORY" menu deletes the entire content of the selected memory slot.
Restart	Restarts the piping system volume measure.
Repeat	Repeats the tightness test.
Test	Interrupts the stabilization phase and starts the tightness test.
Start	Starts the test phase.

Seitron respects the nature and the environment, therefore provides this quick user guide of the GAS T ONE.
However the complete manual for use and maintenance of the GAS T ONE is already available at the internet site www.seitron.com.
Respect your environment: think before printing the full manual on paper.

seitron Innovation Technology
Via del Commercio, 9/11 36065 - MUSSOLENTE (VI)
+39.(0)424.567842 - +39.(0)424.567849
info@seitron.it - www.seitron.it

POMX010000SE 032249 290419

1 INSTRUMENT CONNECTION

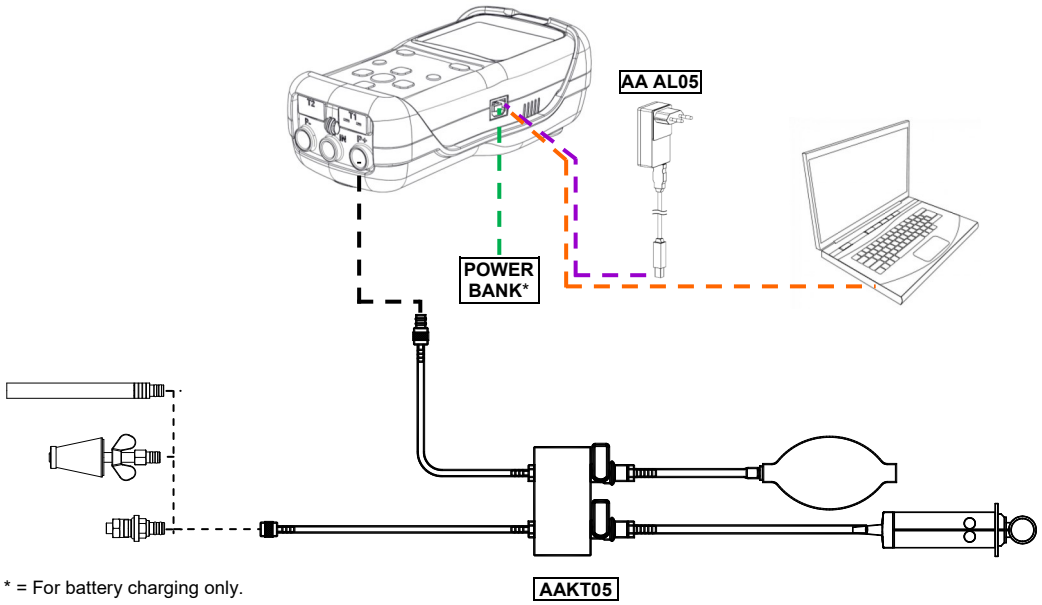

* = For battery charging only.

2 TURNING THE INSTRUMENT ON / OFF

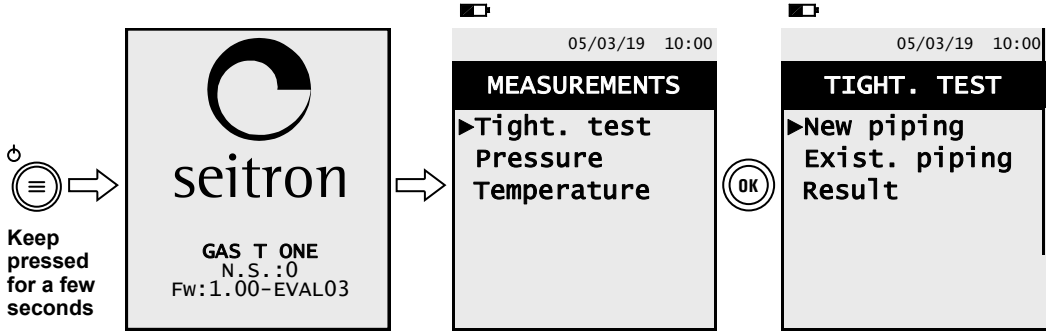

3 TIGHTNESS TEST ACCORDING TO UNI 7129-1: 2015

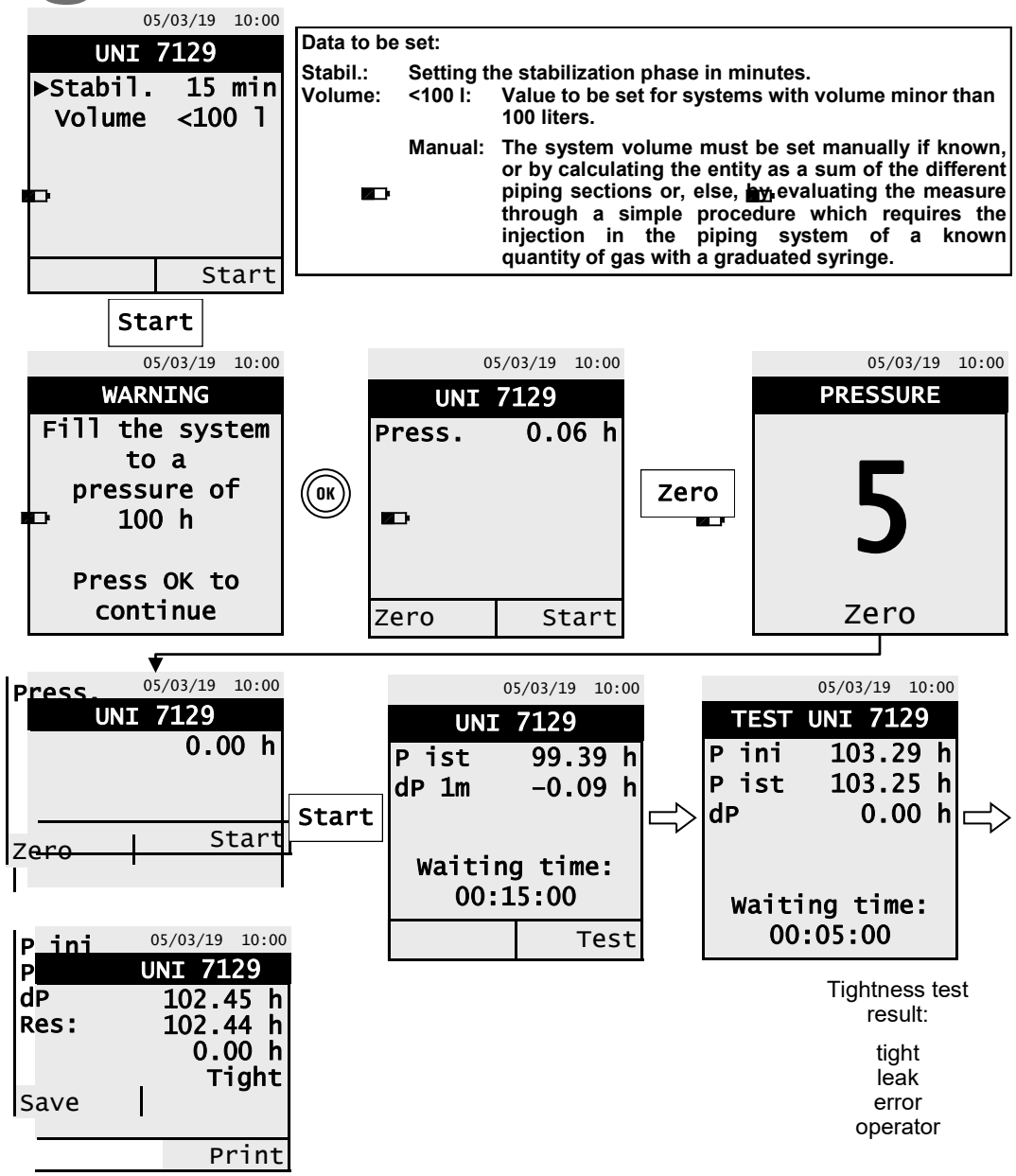

Data to be set:

Stabil.: Setting the stabilization phase in minutes.

Volume: <100 l: Value to be set for systems with volume minor than 100 liters.

Manual: The system volume must be set manually if known, or by calculating the entity as a sum of the different piping sections or, else, by evaluating the measure through a simple procedure which requires the injection in the piping system of a known quantity of gas with a graduated syringe.

Tightness test result:

tight
leak
error
operator

PRC Technologies Corp., Ltd. ลาดพร้าว 101 กรุงเทพ 10240
โทรศัพท์ : 02 530 1714, 02 932 1711 มือถือ : 086 360 8600
อีเมล : contact@prctech.net LINE ID1 : prctec-info, LINE ID2 : @prct

POMX010000SE 032249 290419